

FRAME PRO BADEN

CE EUROPEAN
WARRANTY

The ventilation bathroom radiator



Specifications:

FRAME PRO BADEN is the new high-performance radiator of Cordivari Design, designed for the heating systems with heat pump or low temperature. The radiator uses a ventilation system with brushless DC inverter motor that guarantees comfort and high performances. Standard supplied with towel bars in 3 different configurations.

Material:

Painted carbon steel.

Fixing kit:

The fixing kits with screws and dowels suitable for compact wall or hollow bricks. For a correct installation please always refer to the assembly instructions.

Packaging:

The radiator is protected by recyclable cardboard.

Painting process:

Painted with ecological epoxy powders (Certificate DIN 55900-1,-2).

Colors:

Standard color White RAL 9016-R02. For other colors see color chart.

Control electronics

Stand-alone control electronics for the management and control of the radiator.

DC Brushless ventilator in low voltage 24Vdc.

Adaptor AC/DC 220V- 24 Vdc 30 W IP20 plug typ C with connection wire length between adaptor AC/DC and radiator 1400 mm.

Minimum ingress protection: IP 24.

Class protection: Class II.

SMART CONTROL operating mode

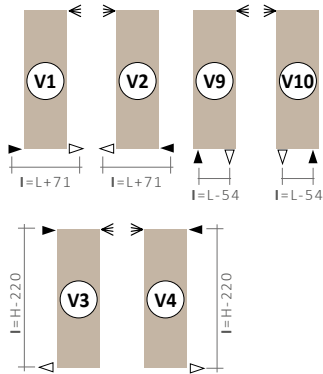
- Auto: the fan speed is adjusted automatically according to the flow temperature value read by the probe positioned on the radiator. The algorithm will choose whether to switch off, modulate or push the fan to maximum speed. The display always shows the current operating status of the decorative radiator.

- Manual: The user can select up to 4 fan speeds via the function buttons, independent of the flow temperature values. From the display you can always see the current operating status of the radiator.

FRAME PRO BADEN

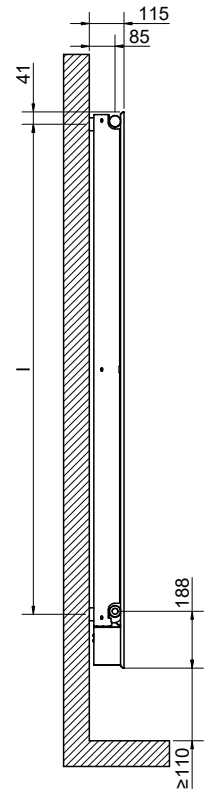
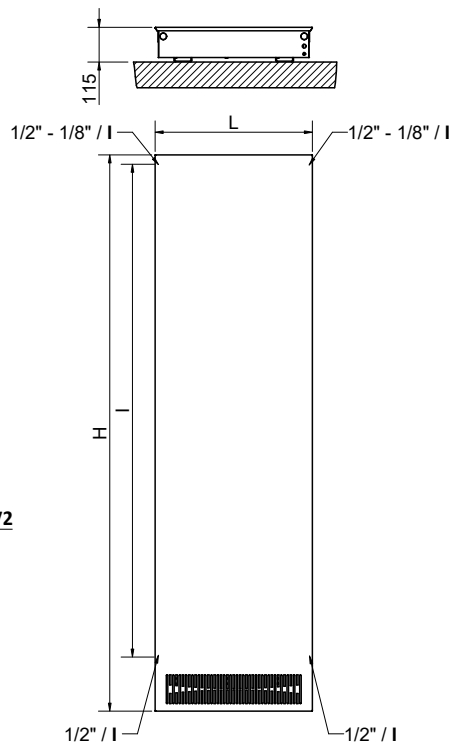
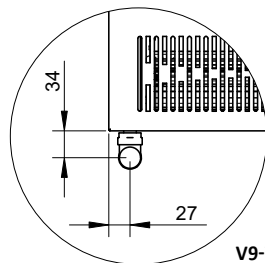
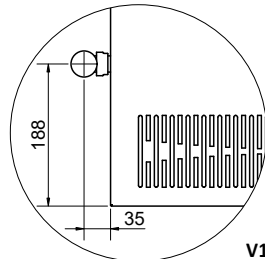
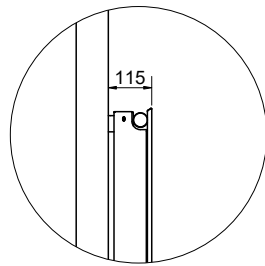
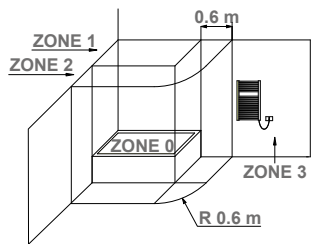
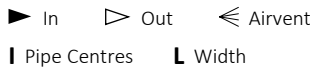
The ventilation bathroom radiator

Connections



Always specify the kind of connection needed when ordering.

Legend

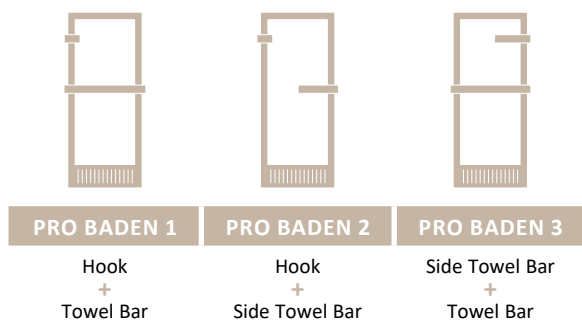


POSITIONING OF ELECTRIC DEVICES IN THE BATHROOM

The national rules on installing electrical equipment in the bathroom must be scrupulously respected. The electric radiators must be always installed outside zone 1 and 2.

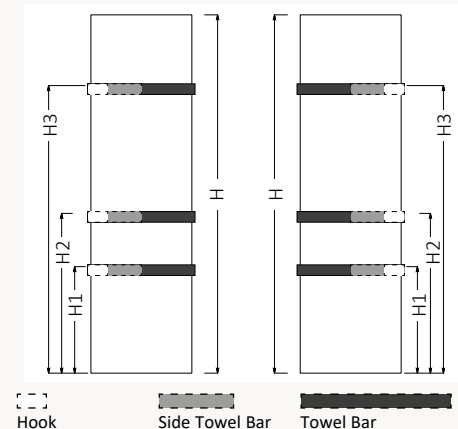
In particular the electric switch and control elements must be mandatorily located in zone 3, in order that no electrical control center is accessible to anyone using the shower or bath.

BADEN ACCESSORY



Positioning of accessories FRAME PRO BADEN

H	H1	H2	H3
[mm]			
1240	635	835	1135
1440	635	880	1335
1640	635	935	1435
1840	635	935	1535
2040	635	935	1635



FRAME PRO BADEN

Height]	Width	PRO BADEN 1	PRO BADEN 2	PRO BADEN 3
		Art. nr.	Art. nr.	Art. nr.
1240	H [mm]	White RAL 9016-R02	White RAL 9016-R02	White RAL 9016-R02
	L [mm]	3601550150208	3601550150214	3601550150220
	408	3601550150209	3601550150215	3601550150221
1440	520	3601550150210	3601550150216	3601550150222
	408	3601550150211	3601550150217	3601550150223
	464	3601550150212	3601550150218	3601550150224
	520	3601550150213	3601550150219	3601550150225

Article numbers in the table refer to models in color WHITE RAL 9016-R02 and connection V1.