

PUFFER COMPACT

HEATING WATER BUFFER TANK SUITABLE FOR LOW-CEILINGED ROOMS



APPLICATION

Efficient storage of hot water for heating purpose.
Suitable for low-ceilinged room.

MATERIAL

Mild steel painted on the outside. Buffer intended for closed circuit installation, so no anti-corrosion treatment is provided.

TECHNICAL DESCRIPTION

Used to improve flexibility and performance of pellets, stoves and burners. PUFFER COMPACT are used in units with a typically discontinuous energy source.
Suitable for low-ceilinged rooms.

INSULATION

NOFIRE® polyester fleece 100% made of recyclable material, with high thermal insulation. Fire resistance class B-s2d0 according to EN 13501.

Grey PVC external lining.

WARRANTY

5 years (See general sales conditions and warranty)

ACCESSORIES AND SPARE PARTS

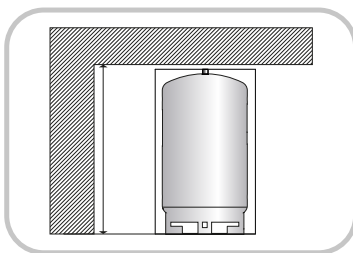
See Accessories section for the entire list.



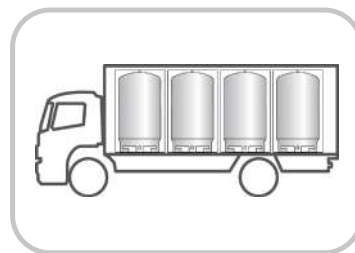
PUFFER COMPACT VC

DISMOUNTABLE SOFT FLEECE INSULATION

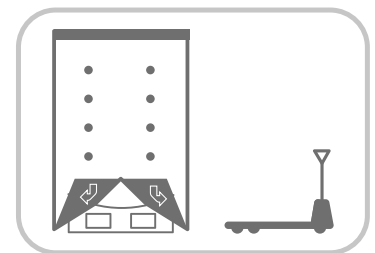
Model	Art. Nr.
2500	3251162280370
3000	3251162282658
4000	3251162282659
4500	3251162282660
5000	3251162282661
6000	3251162282662
8000	3251162282663



SUITABLE FOR
LOW-CEILINGED ROOMS




EASY TO
TRANSPORT



EASY TO MOVE

ACCESSORIES

Thermometer

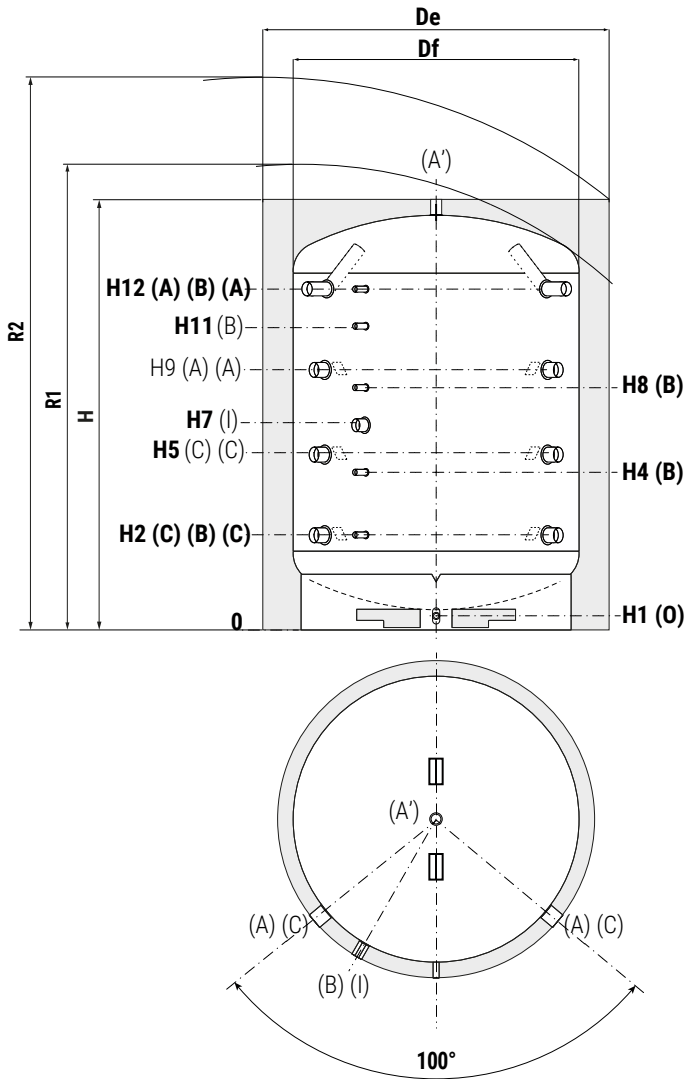
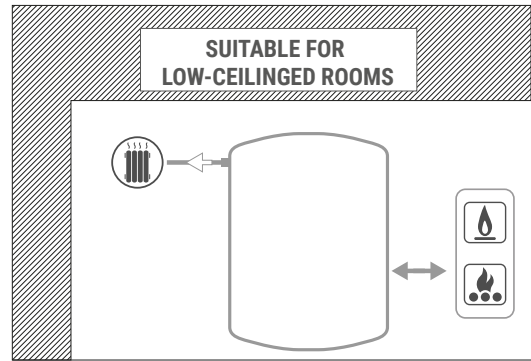
Art. Nr.	
5032240000107	
5 units box	

PUFFER COMPACT

HEATING WATER BUFFER TANK SUITABLE FOR LOW-CEILINGED ROOMS

STORAGE

P _{max}	T _{max}
3 bar	99 °C



- A'** Heating delivery
- A** Heating delivery/From generator
- B** Connection for instrumentation 1/2" G F
- C** Heating return/to generator
- I** Connection for electric immersion heater
- O** Drain

P.E.D. product designed and produced in conformity to the article 4.3 of directive 2014/68/UE - ErP Ecodesign directive 2009/125/CE

Model	Volume [lt]	Df	De	H	R1	R2	H1	H2	H4
2500	2306	1250	1450	2351	2465	2770	140	556	886
3000	3017	1500	1700	2180	2372	2770	109,5	567	841
4000	3986	1600	1800	2456	2643	3050	94,5	574	910
4500	4411	1800	2000	2230	2565	3000	90	582	856
5000	5042	1800	2000	2480	2758	3190	90	583	919
6000	5672	1800	2000	2730	2960	3390	90	605	1005
8000	7564	1800	2000	3480	3650	4020	90	606	1066

Model	H5	H7	H8	H9	H11	H12	A - C	A' - I	O
	[mm]						Connections F		
2500	996	1051	1216	1436	1546	1876	1 1/2"	1 1/2"	-
3000	932	1252	1115	1297	1389	1662	2"	2"	1"
4000	1022	1414	1246	1470	1582	1918	2"	2"	1"
4500	947	1267	1130	1312	1404	1677	2"	2"	1"
5000	1031	1423	1255	1479	1591	1927	2"	2"	1"
6000	1114	1295	1535	1646	1922	2155	3"	2"	1"
8000	1372	1526	1986	2138	2446	2904	3"	2"	1"