


SOLAR THERMAL SYSTEM BOLLY® 2 XL CVT

FORCED CIRCULATION SYSTEM FOR DHW WITH DOUBLE FIXED HEAT EXCHANGER FOR HEAT PUMP OR BOILER INTEGRATION



NEW

BOLLY® 2 XL POLYWARM®



The forced circulation system **BOLLY® 2 XL CVT**, for DHW production, is composed of the calorifier with double extra-large fixed heat exchanger **BOLLY® 2 XL** in combination with vacuum tube solar collectors. The **BOLLY® 2 XL** system best expresses its performance when integrated with a heat pump.

SOLAR COLLECTOR

High selective solar vacuum tube collector PVD, of the type Sydney with heat pipe technology.
- Anodized aluminum structure.

- Parabolic concentrator mirror CPC
- Impact test according to EN 12975 and EN 9806

CALORIFIER

- Model **BOLLY® 2 XL** with double extra-large fixed heat exchanger
- Tank in carbon steel
- Internal Polywarm coating, suitable for drinking water according to 98/83/CE and subsequent amendments and DHW certification of internal Polywarm treatment DHW - SSICA - DVGW -W270 - UBA - WRAS

- Insulation of rigid polyurethane foam with high thermal insulation. External PVC cover
- Connection for electrical heater
- Tested in accordance with European standard EN 12897:2006

WARRANTY

5 years - See general sales and warranty conditions

ACCESSORIES ON REQUEST



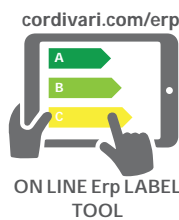
Electrical heater



Pre-insulated pipe



Balancing valve



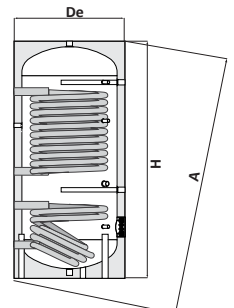
SYSTEM COMPONENTS

| SYSTEM COMPONENTS | INCLUDED |
|---|----------|
| High selective solar vacuum tube collector PVD, of the type Sydney with heat pipe technology | ✓ |
| BOLLY® 2 XL POLYWARM® calorifier | ✓ |
| Circulation unit BASIC complete of circulator electronic control, flow regulator, safety valve, thermometer, temperature probes | ✓ |
| Expansion vessel It 24 | ✓ |
| Non-toxic heat transfer fluid | ✓ |
| Solar thermostatic mixing valve | ✓ |
| Fixing kit and fittings | ✓ |

ALWAYS ASK FOR CERTIFIED LABORATORIES DATA RESULTS

CORDIVARI Lab

TÜV Rheinland Energie und Umwelt GmbH states that test procedures and Cordivari LAB are certified conforming to European standard EN 15332, as indicated by EArt. Nr.sign ErP Directive.



BOLLY® 2 XL POLYWARM®

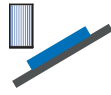
| MODEL | ENERGY EFFICIENCY CLASS | | | TESTED ErP |
|------------|-------------------------|------|------|------------|
| | De | H | A | |
| | [mm] | | | |
| 200 | 550 | 1440 | 1540 | B |
| 300 | 650 | 1486 | 1620 | B |
| 500 | 750 | 1786 | 1940 | C |

For more information and technical data of the calorifiers and buffer tanks please refer to the Cordivari Calorifiers and buffer tanks catalogue.



SOLAR THERMAL SYSTEM BOLLY® 2 XL CVT

FORCED CIRCULATION SYSTEM FOR DHW WITH DOUBLE FIXED HEAT EXCHANGER FOR HEAT PUMP OR BOILER INTEGRATION



VT COLLECTORS - PITCHED ROOF



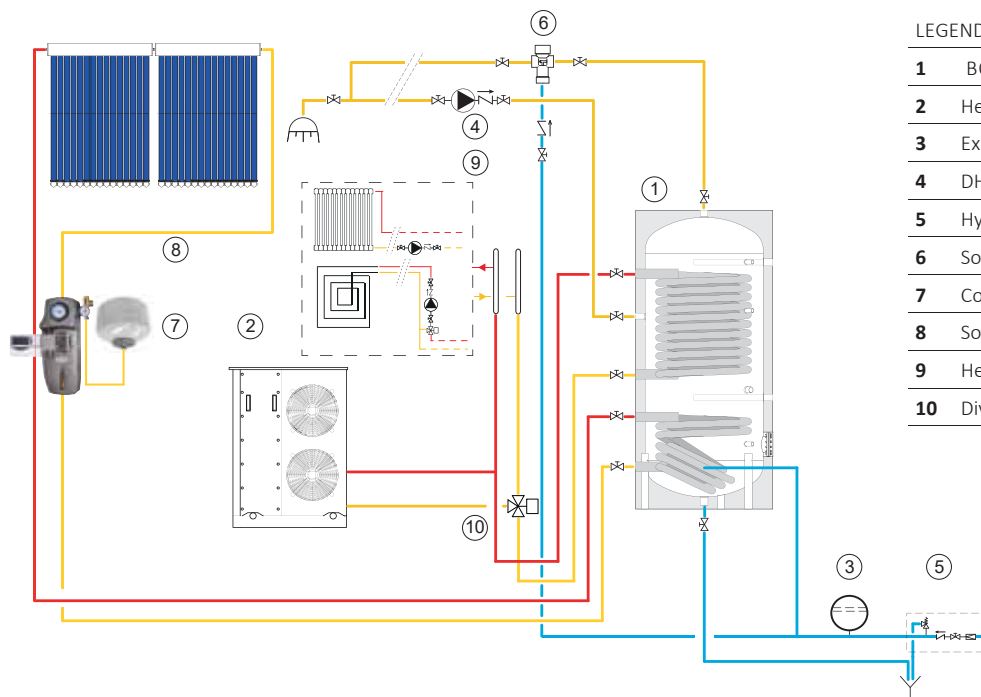
VT COLLECTORS - FLAT ROOF

Calorifier type:
BOLLY® 2 XL

| Calorifier model | Nr. of collectors (*) | Total surface area m ² | Nr. Recommended users | Description/ Art. Nr. | Description/ Art. Nr. |
|------------------|-----------------------|-----------------------------------|-----------------------|--------------------------|--------------------------|
| 200 | 1x10 | 2,17 | 4-5 | 200B2 XL CVT10 TF | 200B2 XL CVT10 TP |
| | | | | 3410316618977 | 3410316618983 |
| 200 | 1x15 | 3,22 | 5-6 | 200B2 XL CVT15 TF | 200B2 XL CVT15 TP |
| | | | | 3410316618978 | 3410316618984 |
| 300 | 2x10 | 4,34 | 5-6 | 300B2 XL 2CVT10 TF | 300B2 XL 2CVT10 TP |
| | | | | 3410316618979 | 3410316618985 |
| 300 | 2x15 | 6,44 | 6-7 | 300B2 XL 2CVT15 TF | 300B2 XL 2CVT15 TP |
| | | | | 3410316618980 | 3410316618986 |
| 500 | 2x15 | 6,44 | 8-9 | 500B2 XL 2CVT15 TF | 500B2 XL 2CVT15 TP |
| | | | | 3410316618981 | 3410316618987 |
| 500 | 4x10 | 8,68 | 9-12 | 500B2 XL 4CVT10 TF | 500B2 XL 4CVT10 TP |
| | | | | 3410316618982 | 3410316618988 |

(*) Cordivari vacuum tubes collector – (Vacuum tube with heat pipe technology).

For fixing kit and other components see accessories section.



LEGEND

- | | |
|----|----------------------------------|
| 1 | BOLLY® 2 XL POLYWARM® calorifier |
| 2 | Heat source (heat pump) |
| 3 | Expansion vessel |
| 4 | DHW circulation group pump |
| 5 | Hydraulic safety group |
| 6 | Solar thermostatic mixing valve |
| 7 | Complete solar circulation group |
| 8 | Solar collector/s |
| 9 | Heating system |
| 10 | Diverting valve |

NOTE: The shown installation examples are for illustrative purposes only. For the correct configuration always refer to a qualified installer.