

# ACCESSORIES AND SPARE PARTS FOR FORCED CIRCULATION SYSTEMS

## BASIC CONTROL UNIT

New **BASIC** control unit for solar thermal installations is equipped with 2 Outlets and 3 Inlets (probes). It can set and manage till 6 different solar installations. Selecting one of the 6 installation diagram, the control unit will automatically deal with outlets and inlets for the selected system. On the backlit LCD screen you can see the configuration of the hydraulic installation diagram, outlets status, probes status and many other useful data and information.

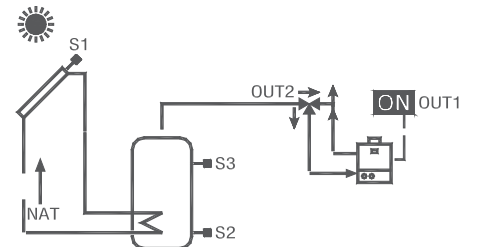
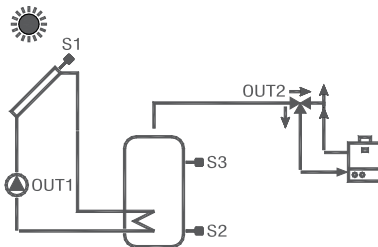
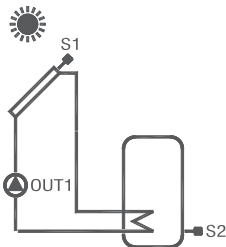

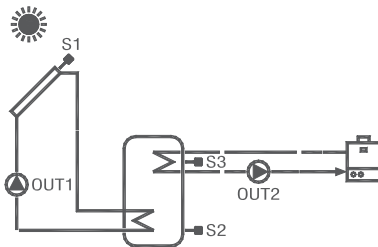
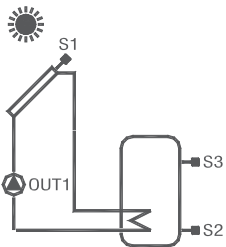


**BASIC CONTROL UNIT WITH  
TEMPERATURE PROBES  
INCLUDED**

ART. NR.

575528000020

## MAIN EXEMPLE OF SETTINGS MANAGED BY BASIC CONTROL UNIT



# ACCESSORIES AND SPARE PARTS FOR FORCED CIRCULATION SYSTEMS

## PROFESSIONAL CONTROL UNIT

New **PROFESSIONAL** solar control unit combines a practical design and a clear graphical user interface. This control unit is particularly easy to use also thanks to its feature to assist the user step by step during the settings to easily and quickly start the unit. **PROFESSIONAL V15** control unit can be used to run different complex installations till 42 system types. It is equipped with a backlit LCD display which easily allows to set all the functions, such as to see current values, system analysis and monitoring using statistics, customized settings for special features, extensible menus including instructions, safety lock.



**PROFESSIONAL CONTROL UNIT  
WITH TEMPERATURE PROBES  
INCLUDED**

ART. NR.

5755280000021

## MAIN EXEMPLE OF SETTINGS MANAGED BY PROFESSIONAL CONTROL UNIT

