



# LAURA ELECTRIC

## POLISHED STAINLESS STEEL

**EUROPEAN**  
WARRANTY

### MATERIAL:

- Vertical collectors in polished stainless steel  $\varnothing$  30 mm.
- Horizontal elements in polished stainless steel  $\varnothing$  25 mm.
- Heat transfer fluid.

### FIXING KIT:

Brackets, hexagonal tool, plugs and screws for mounting suitable for use on compact or hollow brick walls, user notice.

The kit is certified from TÜV in compliance with VDI 6036 - class 4.

### PACKAGING:

The towel rail is protected by recyclable carton box. User notice included. User notice included.

### FEATURES:

It is totally made in stainless steel with an unalterable finishing guaranteed during the years.

#### ELECTRICAL ONLY:

- With MANUAL ON/OFF
- With CABLE COVER

#### VERSION WITH MANUAL ON/OFF

Class protection: CLASS 1

Minimum ingress protection: IP 54

Wire length: 1200 mm with Schuko plug

Power supply: 230Vac 50Hz

#### VERSION WITH CABLE COVER

Class protection: CLASS 1

Minimum ingress protection: IP 55

Wire length: 1200 mm without plug

Power supply: 230Vac 50Hz

In the model with a cable cover, the cable is unplugged and must be connected to an ON-OFF switch (not included). It is necessary to provide a power cut-off device (not included) and a protection device (not included). For correct installation, consult an electrician and refer to local regulations for electrical networks.

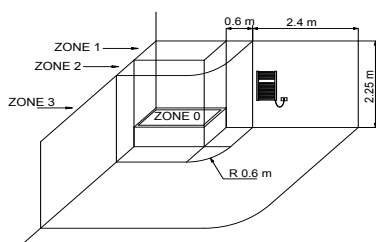


LAURA ELECTRIC WITH CABLE COVER

## CERTIFICATES

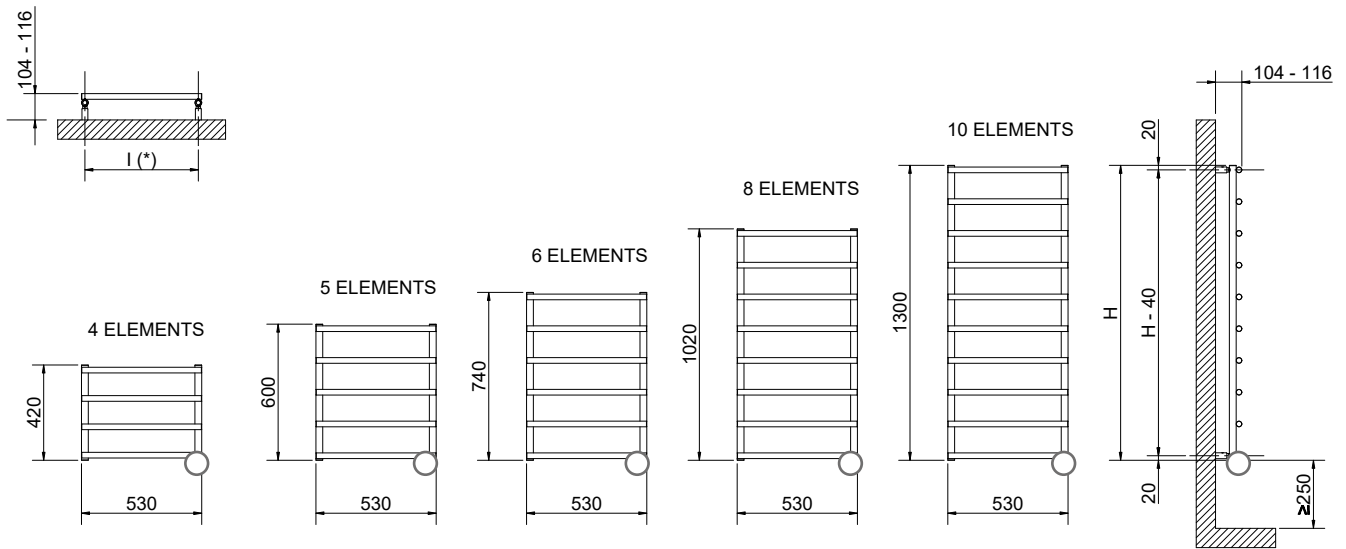


## HOW TO PLACE ELECTRIC TOWEL RAILS



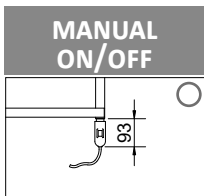
The national rules on installing electrical equipment in the bathroom must be scrupulously respected. The electric towel rail must be always installed outside zone 1 and 2.

In particular the electric switch and control elements must be mandatorily located in zone 3, in order that no electrical control center is accessible to a anyone using the shower or bath.



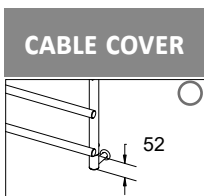
(\*) Pipe center (l) measure of the fixing kit

○ The general footprint has to be calculated considering the thermostat height



### LAURA ELECTRIC WITH MANUAL ON/OFF - POLISHED STAINLESS STEEL

Height [mm]	Width L [mm]	Fixing kit center distance l (*)	Art. nr.	Output [Watt]	Weight [Kg]
<b>420</b>	530	500	3581570400001	150	4,40
<b>600</b>	530	500	3581570400002	150	5,60
<b>740</b>	530	500	3581570400003	150	6,60
<b>1020</b>	530	500	3581570400004	150	8,7
<b>1300</b>	530	500	3581570400005	150	10,9



### LAURA ELECTRIC WITH CABLE COVER - POLISHED STAINLESS STEEL

Height [mm]	Width L [mm]	Fixing kit center distance l (*)	Art. nr.	Output [Watt]	Weight [Kg]
<b>420</b>	530	500	3581570400011	150	4,40
<b>600</b>	530	500	3581570400012	150	5,60
<b>740</b>	530	500	3581570400013	150	6,60
<b>1020</b>	530	500	3581570400014	150	8,7
<b>1300</b>	530	500	3581570400015	150	10,9